



Funding Your GBIA Account

Adding funds to your GBIA account is easy. We currently accept bank ACH transfers, wires, and checks. Please select the option below that is right for you and review the instructions on how to fund your account.



When funding your account, it is critical that you provide us with your Account Number when you make a deposit. Failing to do so will result in a delay in processing your deposit.

If you have any questions please feel free to call or email us at any time. We are here to help.

portal-support@bullioninternational.com

(877) 424-9507

-GBIA Customer Support



Domestic ACH - US Dollar Deposits

Funding your account via ACH is the easiest method for US based banks. Once you have completed a simple one-time verification process for each bank account you would like to use, you may fund your account via a deposit request. Your funds will be post as soon as we receive them from your bank, and are available for trading by 6:00PM EST 1 business day later. You may submit a deposit of up to \$100,000.00 per 7 day period. All deposits are subject to review and may be restricted.

Adding a Bank Account

1. Log into your account and click on the following links: **Funding Tab ->Bank Accounts**
2. Click on the **Add New Bank Account** link in the bank accounts grid
3. A new window called Add New Bank Account popup will display. You must fill in all the required information indicated by the red asterisks
4. Click the **check box** in the “Enable this account for ACH Deposit” section and click Save and Continue
5. Review and verify the data on step 2 and click **Submit** if all the information is correct
6. Click **Close** on the final step after the account is submitted

Verify a pending ACH Bank Account

1. After your bank account has received the trial verification amounts, you will receive an email notifying you this
2. Log into your online banking account or check your latest bank statement for **2 credits** and **1 debit** from GBIA
3. Write down the 2 credits and 1 debit and log into your account
4. When logged in, click on the following links: **Funding Tab ->Bank Accounts**
5. Click on the **Please Verify** link or place your mouse over the gear icon and select the option **Verify**
6. A Verify Your Bank Account popup will display requesting the **2 credits** and **1 debit**, enter the amounts in the marked fields and click submit
7. You will be prompted with an option to **Add Funds Now** or **Cancel**, click add funds now to initiate a deposit

Adding funds with an ACH Bank Account

1. Log into your account and click on the following links: **Funding Tab ->Adding Funds**
2. Select the Bank Account from the dropdown for which you want to transfer funds from
3. Specify the dollar amount you want to deposit and click **Submit Request**
4. A confirmation popup will display, click **OK** to initiate the deposit or **Cancel** to terminate the request

You may view the status of these requests by going to the **Funding Requests** page





Bank Wire - US Dollar Deposits

Please provide your bank with the information outlined on the right when sending a wire in US Dollars. Depending on your financial institution's policies, your funds will usually be credited to your account within a single business day. You will receive an email notification when your funds are credited to your account.



PLEASE BE SURE to add your account number and the name on your account to the "Beneficiary" fields (OBI1 and OBI2). Your financial institution will understand these terms when you are placing the wire.

If you have any questions about funding your account, please call us at any time or consult your financial institution.

Information for Bank Wire – US Dollar Deposits	
Bank Name	Bank of America
Bank Address	One Bryant Park New York, NY 10036
Bank Phone	800-729-9473
ABA/Routing Number	026009593
Account Name	G B I Advisors
Account Number	483043558660
SWIFT Code	BOFAUS3N
OBI1	 ACCOUNT NUMBER Please be sure to provide this in your wiring instructions.
OBI2	 NAME ON ACCOUNT Please be sure to provide this in your wiring instructions.



Bank Wire - Euro Deposits

Please provide your bank with the information outlined on the right when sending a wire in Euros. Depending on your financial institution's policies, your funds will usually be credited to your account within a single business day. You will receive an email notification when your funds are credited to your account.



PLEASE BE SURE to add your account number and the name on your account to the "Beneficiary" fields (OBI1 and OBI2). Your financial institution will understand these terms when you are placing the wire.

If you have any questions about funding your account, please call us at any time or consult your financial institution.

Information for Bank Wire – Euro Deposits	
Bank Name	Bank of America NA London
SWIFT Code	BOFAGB22
IBAN	GB61BOFA16505096283016
Beneficiary Bank Account Name	Bank of America US FX
Beneficiary SWIFT Code	BOFAUS6S
For Further Credit	GBI Advisors acct 483043558660
Bank Name	Bank of America NA London
OBI1	ACCOUNT NUMBER Please be sure to provide this in your wiring instructions.
OBI2	NAME ON ACCOUNT Please be sure to provide this in your wiring instructions.




Personal or Business Check Deposits

Please fill out your personal or business check with the information outlined on the right and mail to the address provided. We place a 12 business day hold on all checks before crediting your account. You will receive an email notification when the check has been received and deposited.

PLEASE BE SURE to add your account number to the memo field of the check. If you have any questions about funding your account, please call us at any time.



Information for Personal or Business Check Deposit	
Payable to	GBIA
Mailing Address	750 Third Ave Suite 702 New York, NY 10017
Memo	 ACCOUNT NUMBER Please be sure to provide this in the memo field on your check.